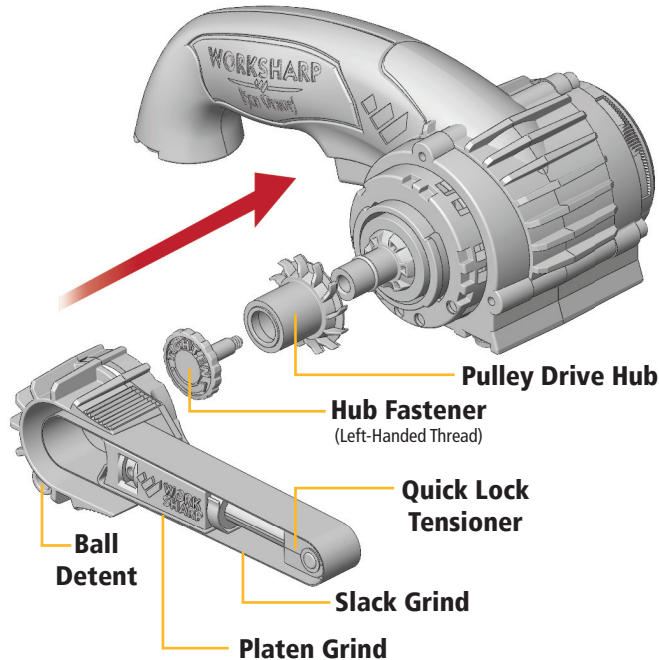


QUICK START GUIDE

TOOL GRINDING ATTACHMENT

GET TO KNOW YOUR TOOL:

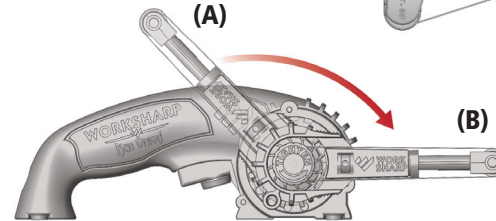
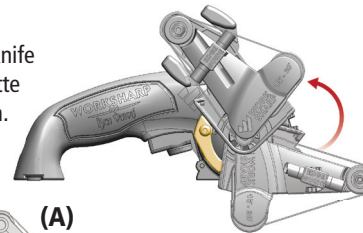


Video Demos and Replacement Belts Available at:

WORKSHARPTOOLS.COM

INSTALLATION:

Push lock release lever and rotate knife sharpening cassette to position shown. Pull outward to remove cassette.

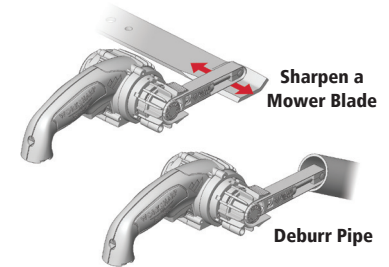


1. Install Pulley Drive Hub onto tool using provided Left-Hand Thread Hub Fastener – turn **LEFT** to tighten and **RIGHT** to loosen, **do not over-tighten fastener**. Be sure the Pulley Drive Hub is properly aligned onto the keyed motor shaft.

2. Install metal Tool Grinding Attachment onto power platform at Position A. Press **FIRMLY** inward to depress ball detent, then rotate forward to Position B.


3. Push in and turn tensioner to install / uninstall belt.

SHARPENING:



- **Avoid overheating tool.**
 - Allow tool to cool to room temperature between rated operating periods.
- **Speed Setting:** Use at full speed for optimum performance.
- Always secure work piece and wear eye protection when grinding.
- Keep tool and attachment clean for optimum life and performance.

BELT INFORMATION:



Extra Coarse | P60
The P60 Zirconia Alumina belt from Norton is designed and intended for grinding tasks.

WORK SHARP **KNIFE & TOOL SHARPENER** **KEN UNION EDITION** **TOOL GRINDING ATTACHMENT**



Video Demos and Replacement Belts Available at:

WORKSHARPTOOLS.COM



SAFETY INFORMATION:

Use only as directed in Work Sharp User's Guide.

Warning: To minimize the risk of injury, always use proper eye and respiratory protection.

WARNING: This product contains a chemical known to the State of California to cause cancer. Some dust created by power sanding and grinding as well as contents from the machine may contain chemicals known to the State of California to cause cancer, birth defects or other reproductive harm.

WARNING: To minimize the risk of injury, always use proper eye and respiratory protection. Use only as directed in Work Sharp User's Guide.

WARNING! CHOKING HAZARD!
Small Parts - Not for children under 3-yrs.

Darex, LLC
210 E. Hersey St.
Ashland OR 97520
USA

Telephone: 1 (800) 597-6170

Fax: 1 (541) 552-1377

E-mail: techsupport2@darex.com

Internet: www.worksharptools.com